

vtech[®]

Instruction Manual


Busy Learners Music Activity Cube™



INTRODUCTION

Thank you for purchasing the **Busy Learners Music Activity Cube™**.

Playtime comes from all sides on the **Busy Learners Music Activity Cube™**! Get ready to jam with six animals and four instruments. Mini musicians can press any of the four sides to play musical sounds or layer them on top of each other to create their own mixes. Let's boogie!



INCLUDED IN THE PACKAGE

- Busy Learners Music Activity Cube™
- Quick Start Guide

WARNING

All packing materials such as tape, plastic sheets, packaging locks, removable tags, cable ties, cords and packaging screws are not part of this toy, and should be discarded for your child's safety.

NOTE

Please save this Instruction Manual as it contains important information.

ATTENTION

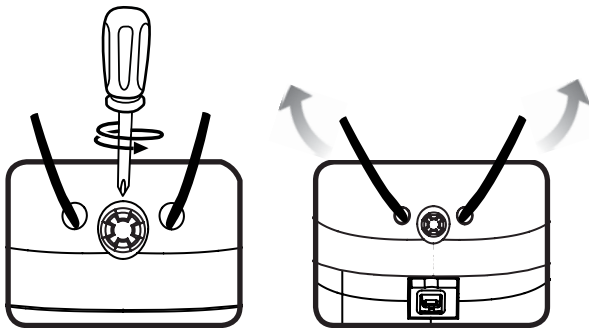
Pour la sécurité de votre enfant, débarrassez-vous de tous les produits d'emballage tels que rubans adhésifs, feuilles de plastique, attaches, étiquettes, cordons et vis d'emballage. Ils ne font pas partie du jouet.

NOTE

Il est conseillé de sauvegarder ce manuel d'utilisation car il comporte des informations importantes.

Remove the packaging strips:

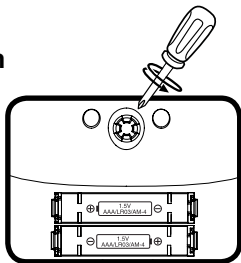
Please remove the battery door, then pull out the paper rope.



GETTING STARTED

Battery Removal and Installation

1. Make sure the unit is turned **Off**.
2. Find the battery cover located on the back of the unit, use a screwdriver to loosen the screw, and then open the battery cover.
3. Remove the old battery by pulling up on one end of the battery.
4. Install 2 new AAA (AM-4/LR03) batteries following the diagram inside the battery box. (For best performance, alkaline batteries or fully charged Ni-MH rechargeable batteries are recommended.)
5. Replace the battery cover and tighten the screw to secure.



WARNING:

Adult assembly required for battery installation.

Keep batteries out of reach of children.



ATTENTION :

Les piles ou accumulateurs doivent être installés par un adulte.

Tenir les piles ou accumulateurs hors de portée des enfants.

IMPORTANT: BATTERY INFORMATION

- Insert batteries with the correct polarity (+ and -).
- Do not mix old and new batteries.
- Do not mix alkaline, standard (carbon-zinc) or rechargeable batteries.
- Only batteries of the same or equivalent type as recommended are to be used.
- Do not short-circuit the supply terminals.
- Remove batteries during long periods of non-use.
- Remove exhausted batteries from the toy.
- Dispose of batteries safely. Do not dispose of batteries in fire.


RECHARGEABLE BATTERIES

- Remove rechargeable batteries (if removable) from the toy before charging.
- Rechargeable batteries are only to be charged under adult supervision.
- Do not charge non-rechargeable batteries.

PRODUCT FEATURES

1. On/Off/Volume Selector

To turn the unit **On**, slide the **On/Off/Volume Control Switch** to the Low Volume 🗣️ or High Volume 🗣️🗣️ position. You will hear fun sounds, a melody, phrases or a song in the selected mode. To turn the unit **Off**, slide the **On/Off/Volume Control Switch** to the **OFF** ● position.



2. Music/Animal/Play Mode Switch

Slide the **Music/Animal/Play Mode Switch** to **Music** mode to hear a phrase and a melody. Slide to **Animal** mode to hear phrases and a song, or to **Play** mode to hear a song, and a short tune.



3. Automatic Shut-Off

To preserve battery life, the **Busy Learners Music Activity Cube™** will automatically power down after approximately 50 seconds without input. The unit can be turned **on** again by triggering any of the electronic functions.


NOTE

If the unit powers down or if the light fades out during play, please install a new set of batteries.

ACTIVITIES

1. Four Light-Up Animal Buttons

Press the **Animal Buttons** to introduce instrument names and hear melodies in **Music Mode**. Hear animal sounds, names and sing-along songs in **Animal Mode**. To build a beat, play sounds, or hear the whole band for musical exploration switch to **Play Mode**. The lights will flash with the sound.




2. Squeaking Fox

Press the squeaking fox to hear fun squeaking sounds.



3. Twisting Lion

Twist the lion head left and right to hear a clicking sound.



MELODIES

1. Swan Lake Waltz - Tchaikovsky
2. Air Bach
3. Autumn Mvt 2 Adagio Capitalize molto - Vivaldi
4. Cello Suite No.1 in G - Bach
5. Für Elise - Beethoven
6. Spring Mvt 1 Allegro - Vivaldi
7. Rondo a Capriccio - Beethoven
8. Piano Sonata in C, K545 1st Movement - Mozart
9. Hello, Friend!

10. It's All About Friendship
11. Cheerful Moments
12. Dance Time
13. Incy Wincy Spider
14. Mary Had a Little Lamb
15. Skip to My Lou
16. Three Little Kittens

SONG LYRICS

Song 1

Let's tap, Let's bang, shake and squeeze,
Follow the tunes to play and sing!

Song 2

I'm a cute cow, squeezing my accordion makes me sing mooooo.

Song 3

I'm an elephant with soft ears, I love tapping my xylophone for loud cheers.

Song 4

I'm a cool cat, I love banging my drum.

Song 5

I'm a pupp, I love to shake, shake, shake with my maracas!

CARE & MAINTENANCE

1. Keep the unit clean by wiping it with a slightly damp cloth.
2. Keep the unit out of direct sunlight and away from any direct heat sources.
3. Remove the batteries if the unit will not be in use for an extended period of time.
4. Do not drop the unit on hard surfaces and do not expose the unit to moisture or water.
5. If the unit stops working or malfunctions, install a new set of batteries.

TROUBLESHOOTING

If for some reason the unit stops working or malfunctions, please follow these steps:

1. Please turn the unit **Off**.
2. Interrupt the power supply by removing the batteries.
3. Let the unit stand for a few minutes, then replace the batteries.
4. Turn the unit **On**. The unit should now be ready to play again.
5. If the unit still does not work, install a new set of batteries.

IMPORTANT NOTE:

If the problem persists, please our **Consumer Services Department** at **1-800-521-2010** in the U.S. or **1-877-352-8697** in Canada, or by going to our website at **vtechkids.com** and filling out our **Contact Us** form located under the **Customer Support** link. A service representative will be happy to help you. Creating and developing VTech products is accompanied by a responsibility that we take very seriously. We make every effort to ensure the accuracy of the information, which forms the value of our products. However, errors sometimes can occur. It is important for you to know that we stand behind our products and encourage you to contact us with any problems and/or suggestions you might have. A service representative will be happy to help you.

NOTE

This equipment has been tested and found to comply with the limits for a Class B digital device, pursuant to Part 15 of the FCC Rules. These limits are designed to provide reasonable protection against harmful interference in a residential installation. This equipment generates, uses and can radiate radio frequency energy and, if not installed and used in accordance with the instructions, may cause harmful interference to radio communications. However, there is no guarantee that interference will not occur in a particular installation. If this equipment does cause harmful interference to radio or television

reception, which can be determined by turning the equipment off and on, the user is encouraged to try to correct the interference by one or more of the following measures:

- Reorient or relocate the receiving antenna.
- Increase the separation between the equipment and receiver.
- Connect the equipment into an outlet on a circuit different from that to which the receiver is connected.
- Consult the dealer or an experienced radio/TV technician for help.

CAUTION

Changes or modifications not expressly approved by the party responsible for compliance could void the user's authority to operate the equipment.

Supplier's Declaration of Conformity

47 CFR § 2.1077 Compliance Information

Trade Name:	VTech®
Model:	5741
Product Name:	Busy Learners Music Activity Cube™
Responsible Party:	VTech Electronics North America, L.L.C
Address:	1156 W. Shure Drive, Suite 200 Arlington Heights, IL 60004
Website:	vtechkids.com

**THIS DEVICE COMPLIES WITH PART 15 OF THE FCC RULES. OPERATION IS SUBJECT TO THE FOLLOWING TWO CONDITIONS:
(1) THIS DEVICE MAY NOT CAUSE HARMFUL INTERFERENCE, AND
(2) THIS DEVICE MUST ACCEPT ANY INTERFERENCE RECEIVED, INCLUDING INTERFERENCE THAT MAY CAUSE UNDESIRABLE OPERATION.**

**Visit our website for more
information about our products,
downloads, resources and more.**

vtechkids.com
vtechkids.ca

Read our complete warranty policy online at
vtechkids.com/warranty
vtechkids.ca/warranty

